






## Features

- The external flap has been designed to be opened to approx. 147°, giving a generous and clear access to the sleeve aperture
- Letter Box is a robust moulded frame set with internal and external sprung flaps
- A secondary internal nylon brush seal has been introduced to reduce air filtration when in use
- Will suit door thickness of 38 - 78mm

# Product Table

---

	<p><b>L12717</b></p> <p>300mm Gold</p>
	<p><b>L12716</b></p> <p>300mm Silver</p>
	<p><b>L12715</b></p> <p>300mm White</p>

